



WESD

2023-2024 FALL

Climate and Culture

- By 2024, 15% in

2022 2023 15% in

• B	2022	2023	15% in
• A	2022	2023	15% in
• B	2022	2023	15% in
• A	2022	2023	15% in



- ~~Equitable~~

~~iv~~

~~Dis~~

- ~~Ach~~

~~Ach~~

~~S~~

~~- Dis~~

- ~~Fluency~~

~~- P~~

- ~~Ch & Clin~~

~~- PPS~~

~~Ach~~

- Equitable Outcomes for All Committee ~~will~~

-

- ~~S~~

- ~~Ch~~

- ~~S~~

- ~~Dis~~



23-24, FAL 11,515 (92.3%)

22-23, ~~FA~~ 10,269 (78%)

22-23, FAL 11,724 (87.9%)

21-22, ~~FA~~ 11,503 (85.2%)

21-22, FAL 10,714 (79.8%)

23-24, ~~MR~~ 2938


22-23, ~~MR~~ 2791

21-22, ~~FA~~ 1001





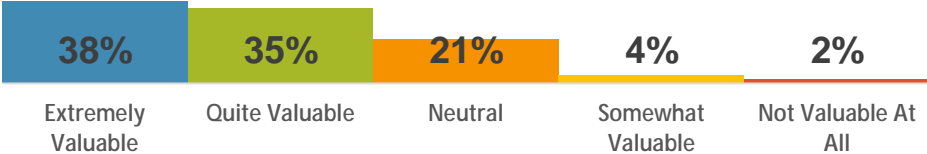
Category	Overall Average Family Survey Result (Range is from 1.00 to 5.00)	Overall Average Student Survey Result (Range is from 1.00 to 5.00)
Academics	4.37	4.07
Attendance	4.03	3.60
Behavior	3.89	3.34
Communication	4.23	3.57
Community	4.23 ¹	4.04
Curriculum	4.37	3.02
Extracurricular		3.41
Facilities	4.03	3.50
Transportation	4.25	



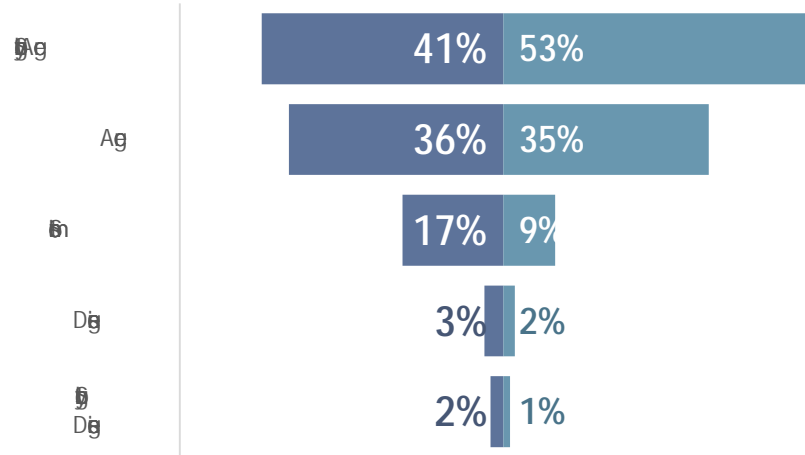
Parent: What Grade Would You Give the District and Your School?



Parents: **73%** of Parents feel that



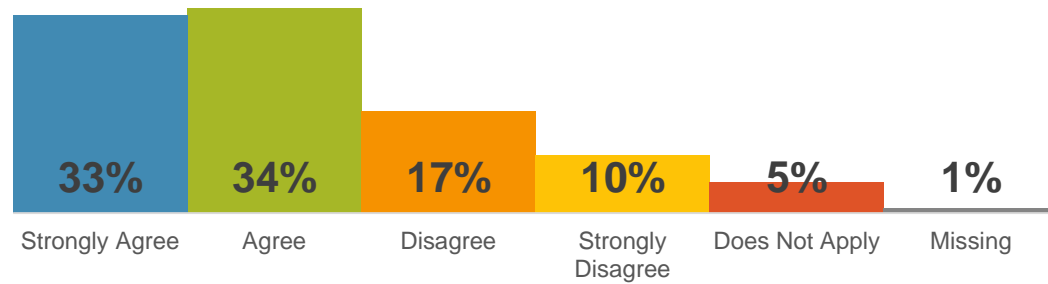
Parents feel more strongly that their child is being prepared for the next grade level more so than students.



2023-2024 FALL Student Survey		
My Teachers Tell Me That I Can Do Well in School.		
Always	34%	3889
Frequently	33%	3716
Sometimes	19%	2218
Rarely	9%	1049
Never	5%	545

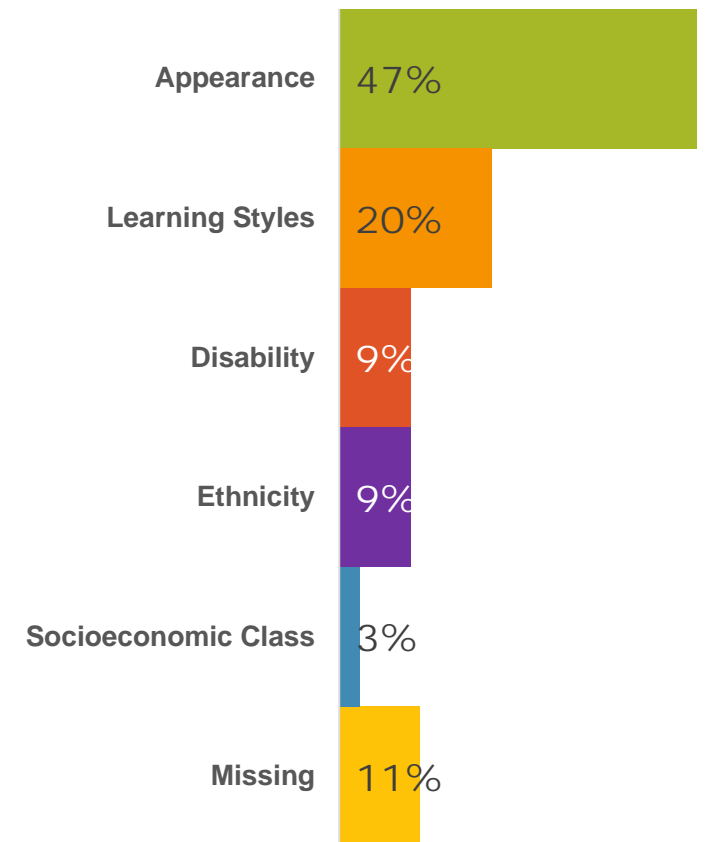
2023-2024 FALL Student Survey		

67% Of Parents Felt their Child

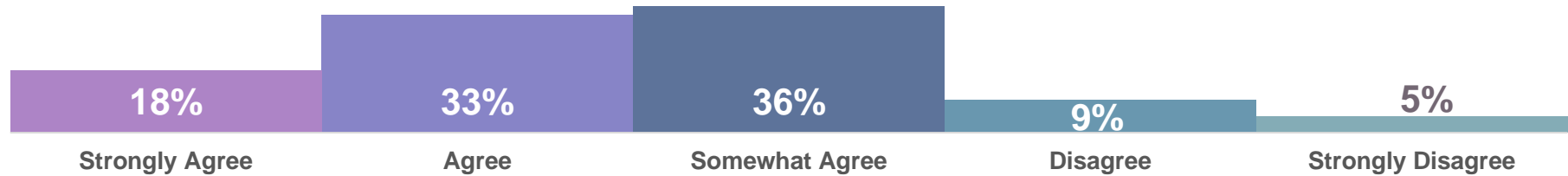


35% 2023 Fall, students reported that there was no bullying at their school. With 34% of students stating they was bullying at their school.

If Parents Felt Child Was Insulted or Harassed at This School it Was Related to:



51% of Students in School State that They Can Disagree with Each Other Without Using Physical Contact.



2023 Fall 50%

Disagree

27%

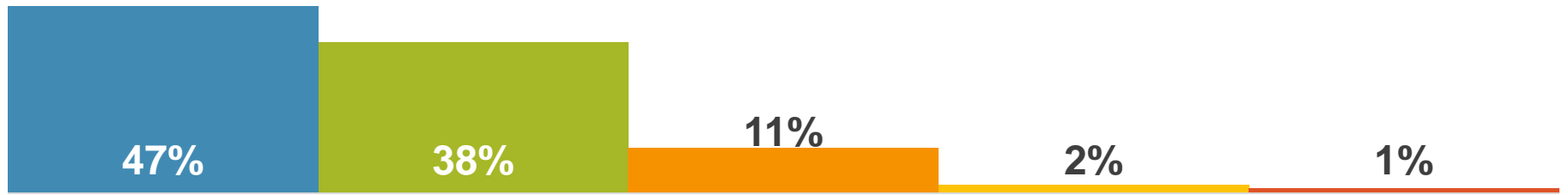

Disagree

24%

Disagree

Disagree

2023-2024 Fall		
Do Not Worry About My Physical Safety While at School.		
Ag	22%	2437
Ag	28%	3151
Ag	27%	3032
Dis	15%	1649
Dis	9%	1058




Student: I Believe I have a Teacher or Other Adult From School Who Supports Me.

Student: I Believe I have a Family Member or Other Adult Outside of School Who Supports Me.

Almost All the Time	77%	6658
Frequently		2198
Often	12%	1342
Sometimes	6%	694
Rarely	4%	486
Never	1%	127

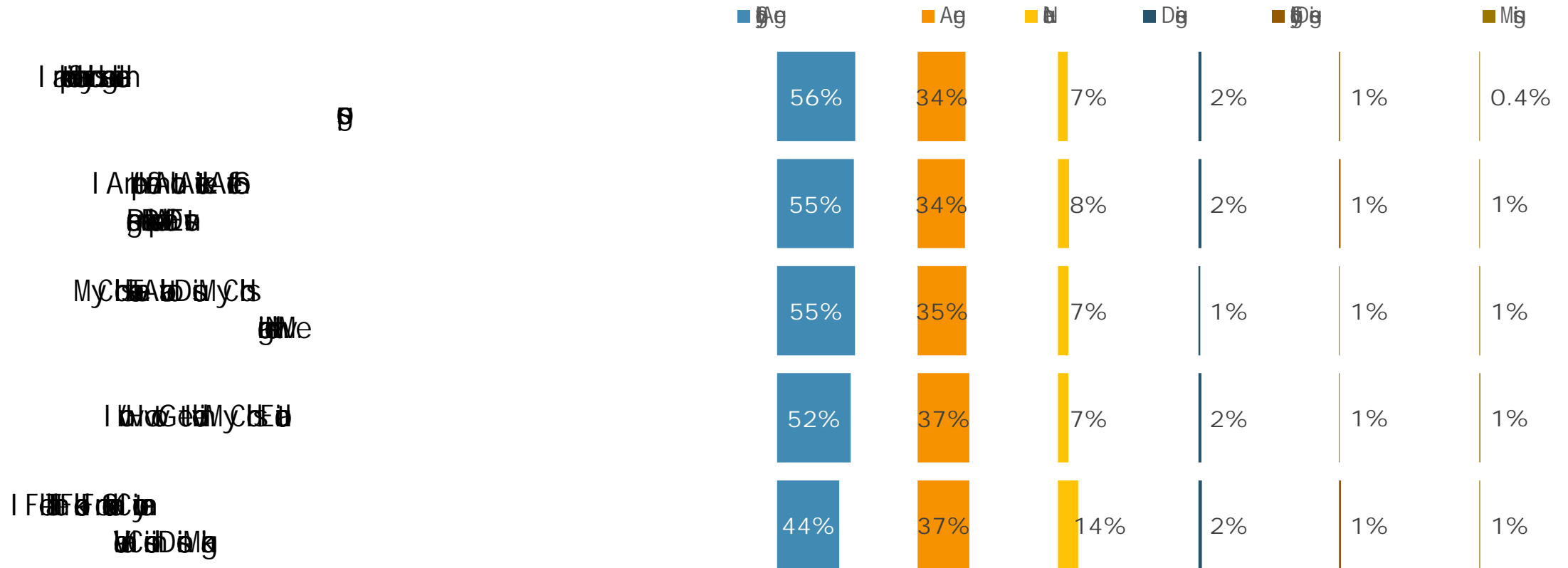
Student: I Believe I have a Friend from School Who Supports Me.

Almost All the Time	76%	6206
Frequently		2584
Often	13%	1453
Sometimes	6%	710
Rarely	4%	484
Never	1%	68





Parent Engagement





Student: How Often Do You Remain Calm, Even When Someone is Bothering You or Saying Bad Things?		
Almost All the Time	40%	1798





65%

Students reported



- ~~Chloro~~
~~lib~~

- Dis ~~Chloro~~
~~lib~~ ~~Chloro~~
~~lib~~

- ~~Chloro~~
~~lib~~

~~Chloro~~ ~~lib~~

~~lib~~

C9(a-3.6(m-1.1)012 W6.7(t8(e1.5)g13.4(p13

